

SK798LQ










SHOWER CHAIR



ADVANTAGES:

- ✓ Steel tube frame, blow molded HDPE Seat and backrest, rubber anti-slip tip.
- ✓ Holds up to 250 lbs.
- ✓ Seat designed with built-in handles and 10 drain holes.
- ✓ Anti-slip rubber tips provide added safety and stability.
- ✓ Steel frame with powder coating is corrosion proof.
- ✓ Blow molded shower seat provides comfort and strength.

MODEL AND SIZES

								PCS CN		CNTS 40 FCL
46	51	36-51	72-87	31	38	75	70*59*54	4	11.2	290

For more information

+90 542 159 0407

Email: info@skymedtrade.com

